

PE#DESIGN *11*

PE#DESIGN  
PLUS2

PERSONAL EMBROIDERY DESIGN SOFTWARE SYSTEM



## PE-Design Software

- Wide Variety of Digitizing Functions
- Photo Stitch
- Easy User Interface
- USB-sized Security Dongle
- Compatibility with ScanCut

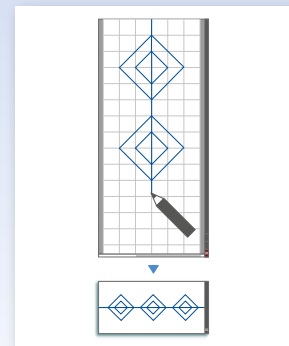
# PE-Design 11 – the versatile all-in-one embroidery and sewing digitizing software

Packed with powerful and timesaving features, this software is for both the casual hobbyist and the home-based business. Imagine the capability to create your own fonts, stitches and designs – just once – to use many times on hats, pillows, shirts, and other fabrics.

Reduce the amount of time spent changing threads by using the Intelligent Colour Sort feature, which will stitch those areas that share one colour in groups. Best yet – if you own the Luminaire Innov-ís XP1, enjoy wireless LAN connectivity to wirelessly transfer your embroidery designs and sewing stitches.

## Advanced Layout and Editing Features

- 130 fonts with font filter: Filter by type of font to narrow down font choices
- Convert thread palette of existing design to colour palette of choice
- Over 1,000 built-in designs: See a preview of the design before you stitch
- Font mapping: Map your favorite fonts to use as easily as built-in lettering
- Stitch Design Factory: Create and save your own decorative sewing stitches, up to 100 mm wide\*
- Updated thread chart: Choose from additional thread colours from existing brands, or choose from two new brands of threads



Stitch Design Factory



Font Mapping



Decorative Fill Pattern



Echo Quilting

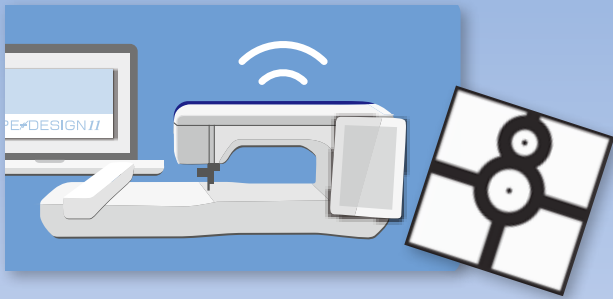
## More Powerful Quilting Functions

- Automatically remove background from embroidery designs and quilt with echo fill, decorative fills, stippling, and cross-hatch quilting stitches
- Decorative fill patterns: Create your own with programmable stitch creator, or choose from the 54 built-in decorative fill patterns to use as standard or background fill stitches
- Echo quilting: Fill your block with a radiating quilting method to follow the curve of your motif
- Fill pattern editing: Additional fill patterns are included, with more flexibility to customize decorative fills such as a random shift function that distorts the original pattern for unique fills

## Already own PE-Design 10?

Upgrade your existing software to receive enhanced capabilities and added features! Ask your dealer about the PE-Design 11 Upgrade.





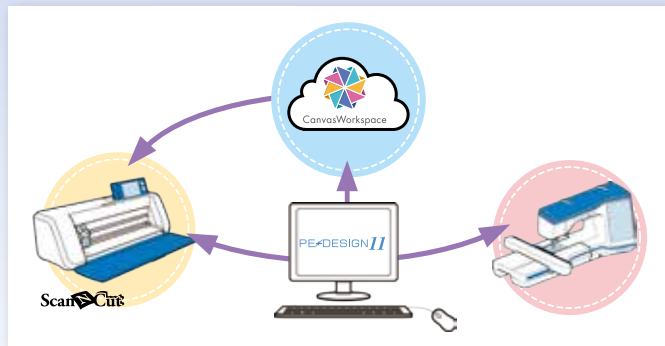

## Special features for the Luminaire XP1

Wireless LAN Connectivity:

- Wirelessly transfer embroidery designs and sewing stitches between PE-Design 11 and the Luminaire XP1
- Enhanced large split pattern functionality using the Snowman Positioning Marker:
- Create large split designs using the large 272 x 408 mm (10 5/8" x 16") hoop of the Luminaire XP1

## Enhanced Image Tracing for Photostitch & Auto Punch

PhotoStitch, auto punch and cross stitch wizards for enhanced image tracing for more accurate image tracing output.



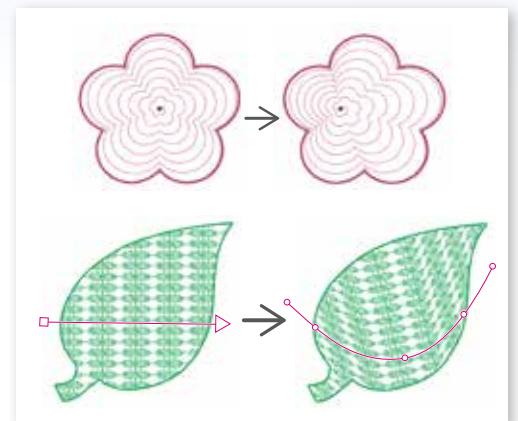
## Compatibility with ScanNCut

Compatible with ScanNCut:

- Import FCM files to create embroidery designs
- Create FCM files to send to CanvasWorkspace or directly to a wirelessly-enabled ScanNCut machine

## Ultimate Customisation and Design Tools

- Intelligent Colour Sort helps reduce the amount of time you spend manually matching color segments and the time at your machine to change threads
- The fabric selector automatically adjusts the sewing attributes for your embroidery based on your fabric selection
- Round and flexible spiral stitches add motion and dimension to your embroidery shapes, and stitches can be set to follow the shape of your embroidery or stand out to give you a 3-dimensional effect



Flexible Spiral Stitch and Stitch Direction





Experience Basic Features of Embroidery Data Editing with our

## PE-Design Plus 2

- Photo Stitch
  - Basic Digitizing functions
  - Applique Wizard
  - Compatibility with ScanNCut
- Convert to cutting data

To compare the differences between PE-Design 11 and PE-Design Plus 2, see the chart on the next page.

## Enjoy the New and Enhanced Features of PE-Design

Features	PE-Design 11	PE-Design Plus 2
<b>General</b>		
Advanced User Interface	✓	✓
Hoop Size Selection	Up to 360 x 360/272 x 408	Up to 240 x 360
Multi-Position Hoops	✓	✓
Design Library	✓	✓
Sample Embroidery Data	1100+	300+
File Import (.dst/.hus/.exp/.pcs/.vip/.sew/.jef/.csd/.xxx/.shv/.pes/.phc)	✓	✓
File Export (.dst/.hus/.exp/.pcs/.vip/.sew/.jef/.csd/.xxx/.shv)	✓	
Background image importing	7 (.bmp/.tif/.jpg/.wmf/.png/.eps/.gif)	5 (.bmp/.tif/.jpg/.png/.gif)
Wireless Import (embroidery file)	✓	
Wireless Export (embroidery file, sewing stitch pattern)	✓	
fcm Import 	✓	
fcm Export 	✓	✓
Vector Image Conversion (.wmf/.emf/.svg)	✓	✓
Stitch Simulation	✓	✓
Jump Stitch Trimming Setting	✓	
Layout & Editing	✓	✓
Design Center	✓	
Stitch Design Factory	✓	
Design Database	✓	
Thumbnail in Windows Explorer	✓	
Font Creator	✓	
Font Mapping		
Programmable Stitch Creator	✓	
Link Function	✓	
<b>Font Functions</b>		
Built-in Fonts (incl. Small Fonts)	130	40
Small Font	10	5
True Type Fonts	✓	
Monogram	2	
Name Drop	✓	
Text Transform	26 types	5 types
<b>Image Conversion</b>		
Enhanced Image Tracing for image conversion	✓	
Auto Punch	✓	✓
Photo Stitch 1 (Complex Type)	✓	✓
Photo Stitch 2 (Simple Type)	✓	✓
Cross Stitch	✓	✓
<b>Sewing Attributes</b>		
Region Sew Type	14 types	5 types
Line Sew Type	9 types	3 types
Gradation & Color Blending	✓	
Load/Save Default Setting	✓	
<b>Drawing Shapes</b>		
Line/Curve/Freehand	Line/Curve/Freehand	Line/Curve
Rectangle/Circle	✓	✓
Manual Punch	✓	
Shapes	✓	
<b>Editing</b>		
Scale/Rotate/Flip	✓	✓
Mirror Copy	✓	✓
Circle Copy/Matrix Copy	✓	
Offset Line	✓	✓
Floral Line	✓	
Embossing/Engraving	✓	
Remove Overlapping/Merge/Hole Sewing Setting	✓	✓
Point Editing	✓	✓
Direction Line Editing	✓	
Lock Function	✓	
Sewing Order Optimization	✓	
Applique Wizard	✓	✓
Template Wizard	✓	
Embroidered Patch Wizard	✓	
Cutwork Wizard	✓	
Keep Density of Stitch Patterns	✓	✓
Mutual Data Conversion (stitch/shape/outline/text)	✓	
Splitting off/Dividing Stitch Pattern	✓	
Stitch Point Editing	✓	
Create Sewing Stitch Patterns	✓ Stitch Design Factory	
Sample Sewing Stitch Patterns	150+	

Az elérhető tartozékok teljes listáját a [www.brothersewing.eu](http://www.brothersewing.eu) weboldalon találja.

### Kapcsolat:

### Minimum PC Requirement

Operation System: Windows 7/8.1/10  
 Processor: 1GHz or higher  
 Memory: 1GB or more is recommended  
 Hard disk free space: 600MB  
 Monitor: XGA (1024 x 768),  
 16-bit colour or higher  
 Port: 2 available USB  
 Internet access: Required for upgrade

### PE-Design 11 Package Contents



### PE-Design Plus 2 Package Contents



### Embroidery Threads\*

\* Optional purchase required



### Notice

Please download the latest software from brother solution centre.

<http://support.brother.com/>



**brother**  
at your side

Brother Sewing Machines Europe GmbH UK Branch  
 Shepley Street, Audenshaw, Manchester M34 5JD  
[www.brothersewing.eu](http://www.brothersewing.eu)